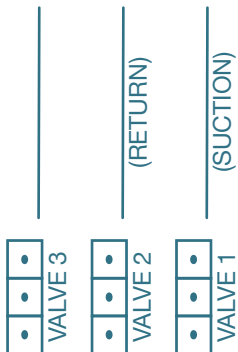


VALVE ACTUATOR PORTS




# THE ATTENDANT



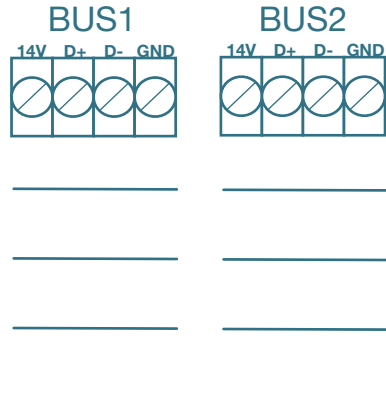
USE THIS MAP TO LABEL YOUR WIRED EQUIPMENT FOR FUTURE REFERENCE

SITE NAME/ADDRESS: \_\_\_\_\_

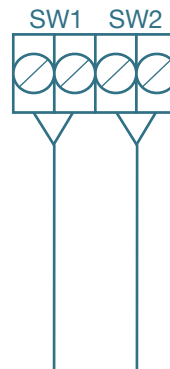
Wi-Fi NETWORK INFO: \_\_\_\_\_



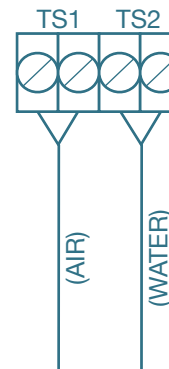
## RS485 COMMUNICATION PORTS



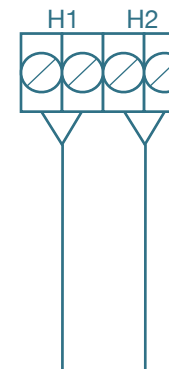
## FLOW SWITCH PORTS



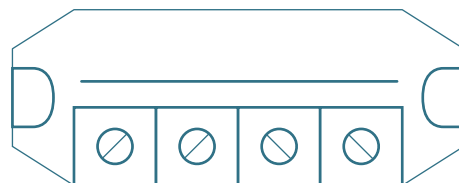
## TEMP SENSOR PORTS



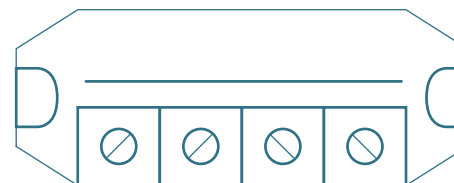
## HEATER PORTS



HIGH VOLTAGE RELAYS - DO NOT PUT VARIABLE SPEED PUMPS, HEATERS, OR SALT SYSTEMS ON RELAYS



RELAY 1



RELAY 2

**Need help with wiring?**

Visit <http://poolside.support> and use the search tool to find wiring diagrams for your specific equipment.  
Prefer to talk to someone? Call our support team at **267-810-0600**.

